

# EDUCATION CATALOG

FALL 2015—SPRING 2016



DACOTAH PRAIRIE MUSEUM

ABERDEEN, SOUTH DAKOTA



# WELCOME!

Thank you for your interest in Dacotah Prairie Museum.  
This catalog includes information about educational services  
offered by our facility, as well as information on tours,  
current exhibits and a bit about our history.

DPM can be a valuable resource on local history for your organization,  
family or school. Several educational programs can be applied to  
South Dakota curriculum standards! This is *your* museum.  
We encourage you to explore options available, and take  
advantage of programming that fits your needs.

**Admission to the Museum is Free!**  
**Donations are appreciated.**

We are supported by Brown County, the City of Aberdeen,  
the Dacotah Prairie Museum Foundation and private donations.

We look forward to seeing you soon!

*The Staff of Dacotah Prairie Museum*

21 S. Main St. • Aberdeen, SD 57401

Phone: (605)626-7117 • Fax: (605)626-4026

Website: [www.dacotahpraiiemuseum.com](http://www.dacotahpraiiemuseum.com)

Email: [DacotahPrairieMuseum@gmail.com](mailto:DacotahPrairieMuseum@gmail.com)

*Visit us on Facebook!*

# DACOTAH PRAIRIE MUSEUM

## EDUCATION CATALOG

---

### TABLE OF CONTENTS

Exhibit & Tour Information	4-5
Museum History	6
General Information for Programs/Services	7
Programs for the Classroom	8-9
Programming for Youth & Schools	10-12
Programming for Groups & Organizations	13
Museum Outreach & Upcoming Events	14-15

---

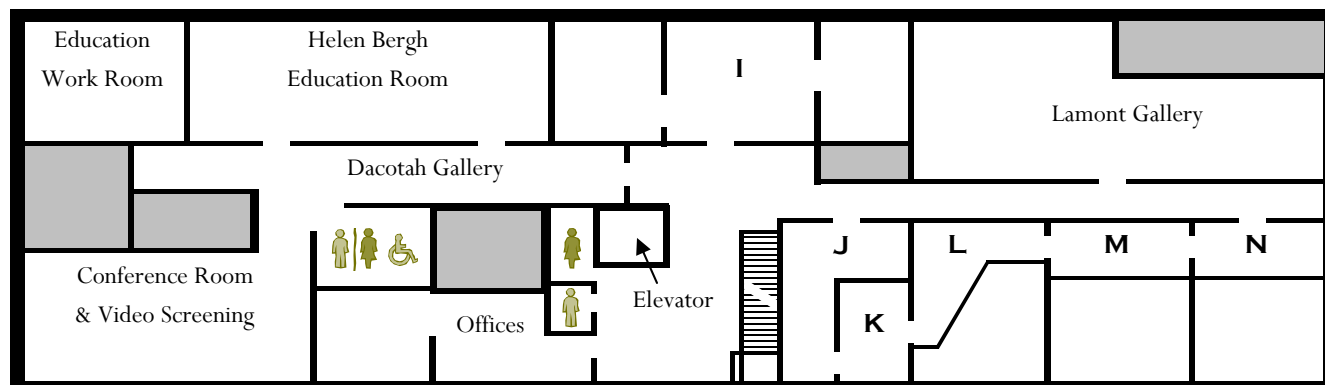
### OUR MISSION:

To preserve and share the stories  
of the Dakota Prairie and  
its inhabitants.

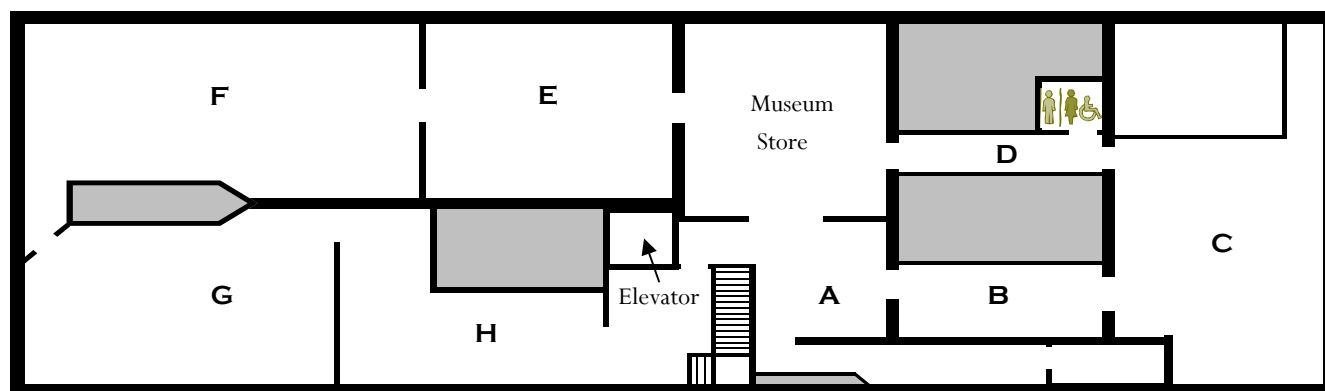
---

## MUSEUM EXHIBITS & TOURS

# PLANNING YOUR VISIT



SECOND FLOOR



FIRST FLOOR

-Restrooms

-Handicapped Accessible

## HOURS OF OPERATION

**Exhibits Open:** Tuesday-Friday 9:00 am - 5:00 pm

Saturday-Sunday 1:00 pm - 4:00 pm

EXHIBITS CLOSED MONDAYS

**Office Hours:** Monday-Friday 8:00 am - 5:00 pm

*The museum is closed all major holidays.*

## CHILDREN'S EXHIBIT 2016 SEASON

*"Toys: The Inside Story"*  
February 10 - April 30, 2016

*Note: All children must be accompanied by an adult.*

## MUSEUM TOURS

**Self-Guided Tour Pamphlets** available at reception desk during regular exhibit hours.

**Guided Tours** must be scheduled in advance. A general tour of the museum lasts an hour. Mini tours may be scheduled highlighting a portion of the exhibits for specialized study or for groups for whom a full hour may not be appropriate.

Due to space limitation, tours are limited to 25 people. Larger groups may be divided into two or three smaller groups, starting in different areas of the museum. Please plan for adequate adult supervision when visiting with children. *(See Tips for Teachers on page 7.)*

**We recommend booking your tour at least two weeks in advance** to ensure museum staff is available to accommodate you. Keep in mind, spring is our busy season and the calendar fills up quickly. To schedule a tour, please contact Sherri Rawstern at (605)626-7117.

# MUSEUM EXHIBITS & TOURS

## DESCRIPTION OF EXHIBITS



### FIRST FLOOR EXHIBITS:

**GALLERY B— Prairie Diorama & Prehistoric Brown County**—An accurate representation of how northeastern South Dakota looked before settlers arrived and local archeological findings and prehistoric creatures.

**GALLERY C&D— New Dawn on the Prairie**—Learn about the development of agriculture and the railroad on the prairie.

**GALLERY E—THE SQUIRE GALLERY— Opening the Dacotah Frontier**—The history of the Dakota frontier is shown with vignettes featuring trappers and traders, Native Americans, Calvary Forts and early towns.

**GALLERY F—THE HATTERSCHEIDT WILDLIFE GALLERY**—Animals from the Arctic, North America, Africa and India on display set against a painted mural depicting a 24 hour period of time in the life of the earth.

**GALLERY G—J.L.W. Zietlow/Dakota Telephone Company and Western Union Exhibit**—A look at early communication and advancements in Brown County.

**GALLERY H—Traditional Native American Housing**—See housing used by three tribes of the plains region: Dakota, Arikara & Lakota.

### SECOND FLOOR EXHIBITS:

**GALLERY I—Children's Exhibit-Frontier Life Room**—A three-room exhibit to give children a taste of pioneer life with role-playing opportunities.

**GALLERY J**—This gallery is currently under construction.

**GALLERY K**—This gallery is currently under construction.

**GALLERY L— The Unforgettable 1940s**—A look at how WWII impacted a generation, sayings of the day, trends and fads. This exhibit includes a re-creation of the WWII era pheasant canteen that was located in the Chicago, Milwaukee & St. Paul Railroad depot in Aberdeen.

**GALLERY M—Faith in Brown County**—An 1880s country church wedding and local church history.

**GALLERY N—The Gage Parlor**—A recreation of the Fayetteville, NY, parlor of Matilda Joslyn Gage a well-known suffragist of the 19th century, whose descendants settled in Brown County.

**THE LAMONT GALLERY**— Temporary exhibits featuring the work of local artists and expanded children's exhibits during Children's Exhibit Season.

**HELEN BERGH EDUCATION ROOM**—Educational programming space, temporary exhibits and expanded children's exhibits during Children's Exhibit Season.

**THE LANDING GALLERY**—Home to smaller, historical and art exhibits.

**THE DACOTAH GALLERY**—Exhibit space featuring temporary historical and art displays.





# THE DACOTAH PRAIRIE MUSEUM STORY...



The new home of the museum in 1970.

The idea for a community museum in Aberdeen dates back to 1938 when John Murphy, a Northern State College professor, and Marc Cleworth, a salesman, created the Northern South Dakota History Museum, housed in the Central building on Northern's campus.

The museum closed in 1941 when space on campus was needed to train pilots for World War II. Collection pieces were returned to donors or placed in storage. The idea of a museum resurfaced in 1963 when a group of past presidents of the American Association of University Women (AAUW) met to consider community projects.

In April 1968, the Aberdeen Parks and Recreation Department offered the Anderson Recreation Center (now the local Senior Center) as a temporary home for the museum. The board of directors accepted the offer and, in 1969, opened the Dacotah Prairie Museum.

On March 11, 1970, Fred Hatterscheidt, P.A. Bradbury and Herman Pickus Sr., local businessmen, offered the building at 21 South Main to the county for use as a museum. The County Commissioners accepted the offer and by mid-summer renovations began. On October 25, the DPM opened the doors of its new home. To celebrate, a ceremony was held with Governor Frank Farrar as featured speaker. At first, the museum's exhibits occupied only portions of the first floor. As the decade progressed and remaining tenants vacated the building, exhibit space expanded to include the entire first floor and half of the second. By 1980 all other tenants had moved out, and the museum gained the use of the entire building.

In 2012, the Granary Rural Cultural Center near Groton, donated to the people of Brown County by John Sieh, came under the direction of the Museum. The buildings and grounds of the Granary are open seasonally.

Dacotah Prairie Museum continues to serve the community and surrounding area as a non-profit educational center for all ages, a supporter of arts and local artists, and a resource and keeper of local history.

Did you know...? The Dacotah Prairie Museum *building* celebrated its 125th birthday in 2014! It's as old as the state of South Dakota.

## History of the Museum Building:

When the Northwestern National Bank Building was completed in 1889, in addition to the bank, it housed three real estate businesses, seven law firms, a druggist and two grocery stores. Many architectural touches and original features remain. The building is listed on the National Register of Historic Places.





# GENERAL INFORMATION FOR MUSEUM SERVICES & PROGRAMS



**Dacotah Prairie Museum is a non-profit, permanent learning center in service to all people. All educational programs are available to schools, groups or organizations.**

**Outreach:** There is no cost for outreach programs presented to groups, schools or organizations at locations in Brown County or at schools in adjacent counties. Fuel charges may apply for outreach programs presented to groups and organizations outside of Brown County, requiring travel by a staff member of the museum. Classroom outreach is available Monday through Friday.

**Programs at the Museum:** **MUSEUM ADMISSION IS ALWAYS FREE.** There is **no charge** for tours and in-house programming for groups, schools or organizations, including groups from outside Brown County. Donations given by visitors to the museum are appreciated and are used to further exhibit and program development. *Note: Special events and workshops are an exception. Registration fees, if charged, are used to cover expenses associated with the event and will be publicized.*

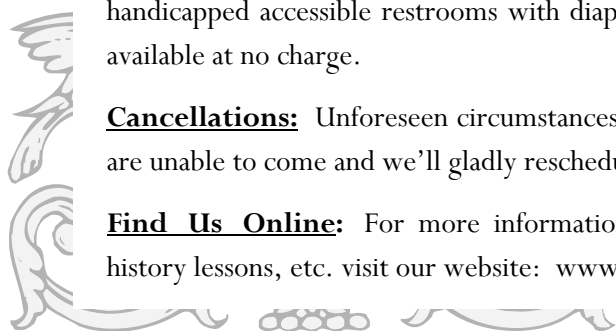
**How & When to book:** Please book tours and programs at least two weeks in advance. Morning & Afternoon into the Past Programs and Children's Exhibit Tours fill quickly and may require more advance notice. Children's Exhibit Season (February-April) and the last months of the school year are a busy time. Education events are limited to space and staff availability. When booking tours and programs, consider having alternate days available. **Questions concerning educational programming and scheduling may be directed to the Curator of Education, Sherri Rawstern at (605)626-7117 ext. 13. Email: Sherri.Rawstern@browncounty.sd.gov**

**Tips for Teachers:** Please consider what you want your group to see at the museum, keeping in mind a general tour lasts approximately an hour. Accommodation can be made for groups of young children or others wanting a more specified tour. Due to space limitation, tours are limited to 25 people. Larger groups may need to be divided. It's always a good idea for participants to have an idea of what they'll be seeing. Preparation can make or break a field trip. When traveling from out of town, please arrive early to allow time for a restroom breaks, etc. before your tour/program begins. Restrooms are available on the first and second floor. A water fountain is located in the first floor elevator/stair lobby. Name tags for all members of your group are helpful for assisting in dialog during tours and programming. Please bring adult chaperones! A good rule of thumb is one adult for every 8-10 children. Teachers and accompanying adults are responsible for group discipline. Disruptive behavior creates an ineffective learning environment for all. Tour guides should not have to administer group discipline. Your understanding and assistance is greatly appreciated.

**Information for the Disabled and Parents of Young Children:** The museum has an elevator and unisex handicapped accessible restrooms with diaper changing tables on first and second floor. There is a wheelchair available at no charge.

**Cancellations:** Unforeseen circumstances sometimes make it necessary to cancel your visit. Please call if you are unable to come and we'll gladly reschedule your group for another time.

**Find Us Online:** For more information, announcements, a museum scavenger hunt, reproducible local history lessons, etc. visit our website: [www.dacotahpraiemuseum.com](http://www.dacotahpraiemuseum.com)



# PROGRAMS FOR THE CLASSROOM

To Help Reinforce School History Lessons & More!

## MUSEUM FIELD TRIP!

### TOURS FOR ALL AGES:

General museum tours, specified subject tours and tours of the Children's Exhibits (only during Children's Exhibit Season) are available for groups of all ages.

Guided tours must be booked in advance! Have available dates, approximate group size and age-range of children ready when calling. Tour group size is limited to 25 people, larger groups will be divided.

*(See pages 4-5 for a map and exhibit information.)*

## SECOND GRADE:

### MONTHLY CLASSROOM VISIT

A year of history and art! Expand your curriculum with visits to your classroom by museum staff once a month, from October to April. New topics are explored each time with a field trip in May to end the year!

#### **October: Native American Games**

Learn about various games children would have played and try them out, while learning hand-eye coordination, honor and discipline.

#### **November: Native American Houses**

Compare and contrast a variety of Native American dwellings from different parts of the country.

#### **December: Pioneer Christmas Craft**

Make a paper wreath while listening to the story of the first Christmas in Aberdeen.

#### **January: Make your Own Tipi**

Learn more about a Lakota tipi while working together to construct a whole village!

#### **February: Pioneer Childhood**

Find out about rules, chores, old fashioned toys and the life of pioneer children.

#### **March: Depth & Perspective in Art**

Work on coloring sheets that explore the art terms of depth and perspective.

#### **April: South Dakota Native American Artists**

Learn about local Native American artists, discuss similarities and differences and create your own work of art!

#### **May: Field trip to the Museum**

You are invited to visit the museum for a guided tour!

## THIRD GRADE:

### MONTHLY CLASSROOM VISIT

More history and art to build upon the second grade curriculum! A new topic introduced in your classroom monthly by museum staff, October to April. Optional field trip in May to end the year.

#### **October: Historic Aberdeen Story Time**

Learn about Aberdeen's beginnings, the digging of the first well, the Grain Palace and much more!

**November: Historic Aberdeen PowerPoint** See pictures of early Aberdeen including buildings, notable personalities and weather phenomena. Some classes have capped off this lesson with an additional walking tour of downtown Aberdeen.

#### **December: Native American Patterns**

Learn about distinctive patterns of Dakota, Lakota, Ojibwa and other plains tribes and color your own pattern.

#### **January: Dip Pens & Quills**

Use a real feather quill, dip pen and ink well just like our forefathers and mothers did, while discussing some historical documents that were drafted similarly.

#### **February: Symmetry and Depth**

Learn how to create symmetry and depth on a flat sheet of paper using carefully chosen colors.

#### **March: Paper Punching**

Learn about the colonial craft of metal punching and discuss trades and apprenticeship in colonial times. End the lesson by creating your own paper punch masterpiece.

#### **April: Prairie Weather Extremes**

A discussion of crazy South Dakota weather, concentrating on the local area. Blizzards, drought, dust storms and floods of distant and recent memory will be covered.

#### **May: Field trip to the Museum**

You are invited to visit the museum for a guided tour!

**To Schedule Tours & Programs or for  
More Information About Programming**

**Please contact: Curator of Education,**

**Sherri Rawstern**

**(605) 626-7117 ext. 13 or email**

**[Sherri.Rawstern@browncounty.sd.gov](mailto:Sherri.Rawstern@browncounty.sd.gov)**



# PROGRAMS FOR THE CLASSROOM

Educating Future Generations About Our Local History...



Children enjoy an Afternoon into the Past Program

### THIRD GRADE: MORNING OR AFTERNOON INTO THE PAST

A popular “field trip” activity at the museum that students will remember! A program developed for third graders, the Morning/Afternoon Into The Past consists of two parts: A show and tell story time and hands on activity time. Reserve two hours to complete this exciting program during which children learn about life years ago through artifacts and activities. Activities include churning cream to make butter, weaving, dipping candles, washing on a washboard and grinding coffee beans. Children take their own candles and butter home with them. Program available in fall and spring. Call early to book, especially for April and May dates! Space limited to 35 students per session.

### FOURTH GRADE: LOCAL HISTORY POWER POINT SERIES

Learn about local history through modern means in the form of seven colorful power point presentations in your classroom! This program, presented once a month by museum staff, covers several topics:

**October:** Homesteading on the Prairie  
**November:** Early Railroads of the Region  
**December:** The Buffalo (American Bison)  
**January:** Explore with Lewis & Clark  
**February:** Wars in our History  
**March:** South Dakota Statehood Story  
**April:** Following the Yellowstone Trail

## CLASSROOM KIT PROGRAM:

**Take it with you!** The museum has kits available for loan for use in the classroom. These can be adapted to your needs and format, come with a teacher's guide and can be kept for a longer period of time.

### Pioneer Kit

Objects that will help students understand household artifacts and activities of our prairie pioneers, including a razor strap, curling iron, square nails, wooden potato masher, ice tongs, high button shoes and more!

**Appropriate for grades:**  
**Preschool/Kindergarten & Up**

### Arikara Indian Kit

Experience tools and cultural artifacts of an 18th and 19th century Native American tribe first hand! Includes arrowheads, awls, hoes, scrapers, potsherds and explanatory pictures.

**Appropriate for grades:**  
**Preschool/Kindergarten & Up**

### “Who Am I?” Creative Writing Kit

The museum staff has a collection of unidentified photographs, mostly portraits that are both striking and thought provoking. Students will use an authentic historical photograph for inspiration in writing a story, poem, etc. (Photos also nicely complement a study of various clothing styles.)

**Appropriate for grades:**  
**6th Grade & Up**




# PROGRAMMING FOR YOUTH & SCHOOLS

## HISTORY IN A TRUNK

History Lessons Using Artifacts & Objects for Visual Learners...

History in a Trunk programs entail having a presenter come to your location with artifacts and historical objects to unpack and discuss with the class or group.



This hands-on format helps “history come alive” for participants and is appropriate for the classroom and many other groups of varying ages. Trunk presentations work well for children up to high school age—see age recommendations. Programs for adults are also available. Please allow 45-minutes to 1 hour per trunk presentation.

### CHOOSE FROM THE FOLLOWING TOPICS:

#### NATIVE AMERICAN CULTURE

This trunk presentation includes many Native American artifacts from the museum’s permanent collection, including objects from the Lakota, Dakota and Chippewa tribes.

**Appropriate for grades:**  
**Preschool/Kindergarten & Up**

#### OLD FASHIONED TOYS

This trunk is full of fun things to do that won’t require any electricity or batteries.

**Appropriate for grades:**  
**Preschool/Kindergarten & Up**

#### WESTWARD MOVEMENT: THE SETTLERS TRUNK

The settlers trunk, much like the covered wagons and train cars of long ago, has a bit of everything in it: clothes, dishes, traps, and many other things pioneers might have brought with them on their trek west.

**Appropriate for grades:**  
**Preschool/Kindergarten & Up**

#### COUNTRY SCHOOLS

The contents of this trunk will take you back to the days of the one-room school house. Included are many older textbooks. Time will be spent comparing and contrasting the old fashioned school day with the modern one.

**Appropriate for grades:**  
**4th Grade & Up**



### FOR THE OLDER AUDIENCE...

#### The “History of Fashion” Trunk Show

A fun introduction to fashion through the years as told through the presentation of garments from the museum’s permanent collection. This presentation is appropriate for an older audience, and can only be given on location at the Dacotah Prairie Museum.

Due to the delicate nature of the artifacts shown, this trunk is NON-TRAVELING.

**Appropriate for grades: High School and Up**





## PROGRAMMING FOR YOUTH & SCHOOLS

# EDUCATIONAL ACTIVITIES

See History Come to Life Through Demonstration & Hands-On Learning...

A museum staff member will come to your classroom or group to give a presentation/demonstration on a variety of topics. Each activity takes between 45 minutes and 1 hour to complete. Some preparation is necessary. Please call the museum for further information and guidelines.

## TOPICS AVAILABLE:

### CHURNING BUTTER

You supply the cream and the cranking power (and perhaps some crackers to allow sampling), the museum will supply the rest. Good not only for lessons in history but science as well.

**Appropriate for grades:**  
**Preschool/Kindergarten & Up**

### WEAVING

We'll bring a small, two harness table top loom and plenty of examples of weaving.

**Appropriate for grades:**  
**Preschool/Kindergarten & Up**

### DIPPING CANDLES

A popular activity! We'll supply the melting pot and wax (which needs to be checked out the day before), wicks and everything that is needed to make small 'birthday-sized' candles. Extra adult 'helping hands' are appreciated with younger children.

**Appropriate for grades:**  
**Preschool/Kindergarten & Up**

### DIP PENS & QUILLS

Learn about the art of writing with dip pens and quills using an ink well and get a chance to try it out for yourself!

**Appropriate for grades:**  
**Kindergarten & Up**

## THE ARCHAEOLOGY UNIT

This unit takes two sessions/class periods to complete. The first session is spent discussing the different native peoples that have lived in this area and how they lived. Discussion also includes a bit about the science of archaeology and tools and techniques used. The second part of the unit is a hands-on exercise, encouraging participants to 'become archaeologists' using the information they have learned. The museum provides a box, sand, artifacts and tools.

**Appropriate for grades:**  
**Preschool/Kindergarten & Up**

## NATIVE AMERICAN PROJECTS

Explore many different aspects of Native American art and culture. These projects not only teach students to appreciate the history of the Native American peoples, but just how much skill and artistry goes into making these one-of-a-kind projects. Many topics to choose from including:

**Par fleche Bag**—Make your own par fleche bag (a Native American style portfolio/binder) with traditional Lakota design.

**Quillwork Techniques**—Learn different quillwork techniques using pipe cleaners and more!

**Patterns**—Explore different Traditional Native American patterns including those of the Dakota, Lakota, Ojibwa and other plains tribes, then color your own!

**Tipi**—Learn about the traditional Native American tipi, then work as a group to create a whole village.

**Winter Count & Medicine Wheel**—Talk about the significance of winter counts and medicine wheels then create your own to take home.

**Native American Games**—Learn how to play some Native American games, talk about their significance and then make your own.

**Appropriate for grades:**  
**2nd Grade & Up**

# MORE PROGRAMS FOR YOUTH...

The staff of the museum and many of our volunteers are well-informed on a variety of topics and are always willing to share that information with your class or group. Each presentation lasts 45 minutes—1 hour with time for questions.

### HISTORIC ABERDEEN STORY TIME:

A member of the museum staff will tell stories about early Aberdeen including the first Christmas in Aberdeen, drilling for the first wells, how the site for Aberdeen was chosen, the first newspaper, etc. A complete listing of stories is available from the Education Office at the Museum. Story topics may be chosen in advance as visual aids will be used.

**Appropriate for grades:**  
2nd Grade—8th Grade

### THE PILGRIM'S FIRST THANKSGIVING:

Discussion of why the Pilgrims left their homeland to set out on such a difficult and dangerous journey, what the voyage was like, games the children played, life in the New World and what was really served at the first Thanksgiving feast. Some visual aids used.

**Appropriate for grades:**  
1st Grade—4th Grade

### A VICTORIAN CHRISTMAS:

Learn about the origins of customs, practices and traditions associated with the holiday including popularization of the Christmas tree, ornaments, the giving of presents and holiday foods. The turn-of-the-century celebration (late 1800s-early 1900s) is the focus of the talk. Some visual aids used.

**Appropriate for grades:**  
Kindergarten—6th Grade

### A CENTURY OF CHANGE:

A look at the many advancements that have taken place in the last 100 years...from automobiles to space shuttles, the telegraph to cellular phones, hoopskirts to today's fashions. Some visual aids used.

**Appropriate for grades:**  
Preschool and Up



## GRANARY ALL DAKOTA HIGH SCHOOL FINE ARTS FESTIVAL & ART SHOW

### Attention: High School Art Teachers !

Make plans to attend this exciting event...an opportunity to celebrate and encourage a life-long love of visual arts among young art students, culminating with a student art exhibition open to the public. Keynote Speaker! Workshops with Professional Artists! Artist-led hands-on training in various media!

**Who:** Open to High School Art Students from North & South Dakota

**When:** April 21 & 22, 2016 (Attend ONE of two days.)

**Where:** To be Held at the Beautiful Granary Rural Cultural Center Campus, Rural Groton, SD

**For more information:** Call Lora at the Museum (605) 626-7117.



# PRESENTATIONS FOR ADULT AUDIENCES

Several programs are available for presentation to your group or organization. Program scheduling subject to availability of museum staff.

For more information contact Sherri Rawstern, Curator of Education at the Dacotah Prairie Museum (605) 626-7117 or E-mail: [Sherri.Rawstern@browncounty.sd.gov](mailto:Sherri.Rawstern@browncounty.sd.gov).

### **“WHAT DOES THE MUSEUM DO WITH ALL THAT STUFF?”**

This talk also known as “I Need to See Grandpa’s Branding Iron,” answers the most commonly asked questions about museum collections and collections management: How do you keep track of artifacts? What kinds of things do you have? What do you need? How do you care for artifacts? Why is so little of the collection on display?

**Approximate Length: 20-30 minutes**

### **“AIN’T WE GOT FUN!”: TURN OF THE CENTURY ENTERTAINMENT**

Ever wonder what people did for fun 100 years ago? From box and shadow socials to spelling bees, dances, skating, games and more. You’ll find out with this talk.

**Approximate Length: 20-30 minutes**

### **THOSE THRILLING DAYS OF YESTERYEAR: RADIO PROGRAMS 1930-1955**

Re-live the golden age of radio and discover just how important having an imagination can be. Long before televisions, people listened to news, music, comedies, suspense programs and more on their radios. Includes an opportunity to listen to some of these gems!

**Approximate Length: 30 minutes**

### **SNOW!**

Experience the historic blizzards of Brown County, South Dakota as photographed by our ancestors and as reported in newspapers of the times. From the Winter of 1896-97 on, snow storms and heavy snowfall and its removal have been a major factor in the lives of local residents.

**Approximate Length: 30 minutes**

## TRUNK SHOWS

### **MADE BY HAND WITH LOVE**

A two-part presentation (optional two visit format), includes discussion about and many examples of traditional handcrafts from the museum collection. Be amazed at the time and dedication poured into these works of art.

**Approximate Length: Variable by Content**

### **UNDER YOUR OVER-CLOTHES**

An entertaining and informative presentation about underwear and its historical evolution. Sure to catch the attention of your audience, this discussion-considered a subject of taboo a century ago, will give an true appreciation for life as it was for our ancestors...


**Approximate Length: 45 minutes-1 hour**

### **HISTORY OF FASHION**

A fun introduction to fashion through the years as told through the presentation of garments from the Museum’s permanent collection.

This trunk is NON-TRAVELING! This presentation can only be given on location at the Dacotah Prairie Museum, due to the delicate nature of the artifacts shown.

**Approximate Length: 45 minutes—1 hour**





# TOURS ON LOCATION & GRANARY CENTER

## GUIDED TOURS FOR ALL AGES OF LOCAL POINTS OF INTEREST

### DOWNTOWN WALKING TOUR

Learn more about the history of downtown Aberdeen and its early buildings, including insight on the history of many buildings still standing today. Tour scheduling subject to staff availability and weather. For more information please contact the Sherri Rawstern, Curator of Education at the Dacotah Prairie Museum (605) 626-7117 or E-mail: [Sherri.Rawstern@browncounty.sd.gov](mailto:Sherri.Rawstern@browncounty.sd.gov)



Aberdeen's Main Street in 1957

### CENTENNIAL VILLAGE

Tours (weather permitting) of Centennial Village, located at the Brown County Fairgrounds are available on a limited basis, by request only. Centennial Village is open to the public for viewing during the Brown County Fair in August and is the site of the museum's annual history camp for children. For more information please contact the Education Department of the Dacotah Prairie Museum (605) 626-7117.

### GRANARY RURAL CULTURAL CENTER RURAL GROTON, S.D.



THE GRANARY

Take a drive 20 miles northeast of Aberdeen to the Granary Rural Cultural Center located near Groton and historic Tacoma Park. The 2.3 acre campus, nestled on the peaceful prairie, features an outdoor art sculpture

walk with a **self-guided tour brochure available on location**. Allow time for quiet reflection on nature's beauty. A great stop for sketching, plein-air painting, bird-watching & picnics!

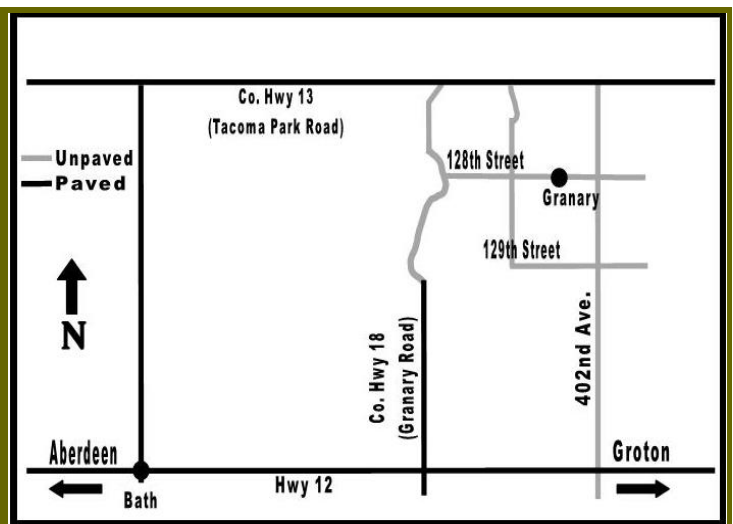
The Granary campus, site of the All Dakota High School Fine Arts Festival, Dacotah Prairie Museum's Summer Art Camps for children, Living History Fall Festival and other programming, is open from dawn to dusk, April 15 to October 15.



**Please note:** Granary Gallery and Putney Hall buildings are open during scheduled summer hours and special programming only. The buildings are available for rent. *Contact the museum or visit [granaryfinearts.org](http://granaryfinearts.org) for more details.*



Art Camp at the Granary





## MUSEUM OUTREACH

# SPECIAL PROGRAMS & EVENTS

### **CHRISTMAS TREE LANE**

Christmas trees and wreaths decorated by several community groups on display and other holiday touches at Dacotah Prairie Museum, November 19—December 28, 2016.

### **CHILDREN'S EXHIBIT SEASON**

Make plans to visit Dacotah Prairie Museum with the children in your life during Children's Exhibit Season, which begins in February each year.

### **APRIL FOOL'S AT THE MUSEUM**

Every year, during the month of April, the mischievous April Fool visits the museum. Visitors are encouraged to participate in this event by searching for items that are "out of place" in each exhibit.

### **GRANARY ALL DAKOTA HIGH SCHOOL FINE ARTS FESTIVAL & ART SHOW**

This event, to be held April 21 & 22, 2016 at the Granary Rural Cultural Center near Groton, celebrates and encourages a life-long love of visual arts among high school art students from North & South Dakota. Student teams from area schools attend ONE of two days. During their day-long stay at the Granary, students enjoy creating their own masterpieces under the direction of professional artists, participate in a judge's workshop and thoughtfully critique the work of their peers. An art show, featuring student work is open to the public to end the festival. For questions please contact Lora at the museum (605) 626-7117.

### **ART CAMP**

Children ages 8-12 will enjoy attending this day camp held at the Granary Rural Cultural Center. A new theme each day. Children may sign up for one day or all. To be held two weeks: June 6, 7, 8, & 9, & June 20, 21, 22, & 23, 2016: 9 am—1 pm. Daily fee. Bring a sack lunch. Pre-registration required.

### **HISTORY CAMP**

History camp for children ages 7-13, is held at Centennial Village at the Brown County Fairgrounds. Old fashioned games, old time chores, cooking over a fire and a one-room schoolhouse experience await! Designed as a one day camp experience, children may attend regular camp and/or senior camp (for repeat campers). Fun and educational! To be held two weeks: July 6, 7, 8, & (senior camp) 13, 14, 15, 2016. Daily fee. Bring a sack lunch. Pre-registration required.

### **LIVING HISTORY FALL FESTIVAL**

See history come to life at this event for all ages to be held Saturday, September 24, 2016 at the Granary Rural Cultural Center. Demonstrations, period costumes, food, live music, activities for children and more will transport visitors back in time. Concessions available on site. Freewill donation at the gate.

## **TO BE ANNOUNCED: SPECIAL SUMMER PROGRAMMING & MORE...**

Visit online: [www.dacotahprairiemuseum.com](http://www.dacotahprairiemuseum.com)  
& [granaryfinearts.org](http://granaryfinearts.org) for details!



# DACOTAH PRAIRIE MUSEUM EDUCATION CATALOG

PLEASE  
PLACE  
STAMP  
HERE

21 South Main Street

Aberdeen, SD 57401

Phone: 605-626-7117

Fax: 605-626-4026

E-mail: [DacotahPrairieMuseum@gmail.com](mailto:DacotahPrairieMuseum@gmail.com)

Website: [www.dacotahpraiiemuseum.com](http://www.dacotahpraiiemuseum.com)



Located 1 block south of the railroad tracks  
on Main Street and First Avenue South  
(Next door to Brown County Courthouse)



## DACOTAH PRAIRIE MUSEUM EDUCATION CATALOG

*Preserving and sharing the stories of the Dakota prairie and its inhabitants.*