






"Family Coat of Arms"



Tournay



Barclay



For You in this Packet:

What You Will Need:

- Title Page
- Examples Page
- Directions
- Shield Page

- Pencil
- Colored Pencils
- Fine Tipped Markers

Some Symbols to Use on Your Shield




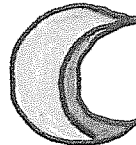

Colors:

White - Peace
Black - Grief
Blue - Loyalty
Red - Strength
Green - Joy
Purple - Royalty
Gold - Generosity

Animals:

Bear - Protectiveness
Camel - Determination
Dog - Loyalty
Dragon - Defender
Fox - Cleverness
Lion - Courage
Snake - Ambition
Deer - Peace
Tiger - Valor
Wolf - Vigilance
Eagle - Leadership

Symbols:



Axe - Devotion

Crescent - Intelligence

Cross - Christianity

Crown - Authority

Fire - Zeal

Heart - Passion

Moon - Serenity

Star - Nobility

Sun - Glory

Sword - Victor in War

Castle - Fortitude

History:

In Medieval times, Royal Families and many Nobel Families had the own "Coat of Arms". These would hang above the doors of their castles and their soldiers would proudly carry the shields into battle. The colors and symbols represented the qualities the family possessed {or wanted to possess}

Today, many countries still have Coats of Arms for many of their traditional family names, whether they were Nobel or not. There might be one for your last name, too. Either way, it's fun to create your own!

Shield Directions:

- 1} Read History concerning "Coats of Arms". You can design a coat of Arms for your Family too.*
- 2} Study the examples of Coats of Arms shown on title page. What colors did they use? What pictures or symbols did they include? What animals? What were they trying to say about their family with their "Coat of Arms"?*
- 3} Think of things or values that describe your family. Decide what colors you will use. What animals or symbols describe your family?*
- 4} Now go to the Shield page. Write your last name on the banner at the bottom in fancy letters. Now decorate the shield with animals or symbols that represent your family to you.*
- 5} Color the Shield with colored pencils or fine tipped markers in the colors that represent your family to you.*
- 6} Congratulations! You have created a beautiful Coat of Arms for your Family!*

